



Kidz Chronicle

April 2024

12

FRIDAY

Edition 6 Term 2

Dear Parents/ Guardians

Term 2 - Let's Make it a Great Term!

A familiar buzz filled the air on Tuesday and it can only mean one thing – it's the start of a brand new term at CityKidz! Whether you're a returning learner with stories to share, a new learner with a school bag full of curiosity, or a dedicated staff member ready to ignite young minds, I'd like to extend a very warm welcome to all of you!

To our returning learners: We missed your bright faces and energetic spirits! We hope you had a chance to recharge over the break, explore exciting new things, and maybe even squeeze in a good book or two. We're eager to hear all about your adventures and see how you've grown over the Easter Break.

To our new learners: Welcome aboard! We're absolutely thrilled to have you join our vibrant school community. We know starting somewhere new can feel a little overwhelming, but don't worry! Our teachers are friendly and supportive, and your fellow learners are waiting to be your friends and will help you get settled in and feel right at home.

To our amazing staff: A heartfelt thank you for all your hard work behind the scenes in preparing for this term. Your dedication, creativity, and passion for learning are what make this school such a special place. We truly appreciate everything you do to inspire and guide our young minds.

This term promises to be filled with exciting learning, new friendships, and tons of fun activities. We have some fantastic things planned, and we can't wait to embark on this journey together. Just some of the things we have planned are :Class outings, Civvies day, Voting Day, the Spelling Bee and most importantly -Exam week.

We're excited to embark on this new term together. We believe in the potential of each and every one of you, and we're committed to providing a positive and stimulating learning environment. Here's to a successful and enriching term ahead! Let's make this term a memorable one!



Collect reports tomorrow-13th April



Please do not forget that your child's REPORT for Term One will be available for you to pick up tomorrow, from 08:00-13:00 at school from your child's teacher. We trust you have booked your time slots with the teachers. Teachers have sent appointment time slots via WhatsApp group.

We encourage all parents/caregivers to come along to meet with the class teacher and to have a look at your **children's work in the classrooms. We know also that your children enjoy sharing all their work with you.**

We are sure that you will be impressed by the work the children have done and by the progress that children have made.

Grade 7 Natural Science

Learners conducted practicals about requirements for plants to grow (photosynthesis and cellular respiration). Photosynthesis converts carbon dioxide and water into oxygen and glucose. Glucose is used as food by the plant and oxygen is a by-product. Cellular respiration converts oxygen and glucose into water and carbon dioxide. They had to bring seeds and all required materials to plant in class. Their excitement when embryos emerged was beyond expectations. Some even called them their babies when they nurtured them with sufficient sunlight and water daily. The second practical they dissected the flowers as part of learning about different parts of the flower and their functions. Science is blossoming.



EXAMS/CONTROLLED TESTS 2024—Start preparing for your term papers. This should help you to plan in advance		
24/05/ 2024 Friday	First Session: 08h00-10h00 Grade 4 and 5 Break: 10h00 - 10h25 -Funky Factory Grade 6 and 7 Break 10h00 - 10h25: Field Second Session: 10h30 - 12h30 Dismissal Times: 12h30 Children are to go to his /her homeroom teacher and continue with revision, additional work, or oral assessments BEFORE released for breaks.	<ul style="list-style-type: none"> • Session 1: English Gr 4, 5, 6 and 7 • Session 2: SS- Hist Gr 4, 5, 6 and 7
27/05/ 2024 Monday	First Session: 08h00-10h00 Grade 4 and 5 Break: 10h00 - 10h25 -Field Grade 6 and 7 Break: 10h00 - 10h25: Funky Factory Second Session: 10h30 - 12h30 Dismissal Times: 12h30 Children are to go to his /her homeroom teacher and continue with revision, additional work, or oral assessments BEFORE released for breaks.	<ul style="list-style-type: none"> • Session 1: Afrikaans Gr 4, 5, 6 & 7 • Session 2: EMS Gr 7
28/05/ 2024 Tuesday	First Session: 08h00-10h00 Grade 4 and 5 Break: 10h00 - 10h25 -Funky Factory Grade 6 and 7 Break 10h00 - 10h25: Field Second Session: 10h30 - 12h30 Dismissal Times: 12h30 Children are to go to his /her homeroom teacher and continue with revision, additional work, or oral assessments BEFORE released for breaks.	<ul style="list-style-type: none"> • Session 1: Maths Gr 4,5, 6 & 7 • Session 2: NS/Tech- Grade 4/5/6 • Session 2: NS- Gr 7
29/05/2024	General elections- NO SCHOOL	
30/05/ 2024 Thursday	First Session: 08h00-10h00 Grade 4 and 5 Break: 10h00 - 10h25 -Field Grade 6 and 7 Break: 10h00 - 10h25: Funky Factory Second Session: 10h30 - 12h30 Dismissal Times: 12h30	Session 1: SS- Geog Gr 4, 5, 6 and 7 <ul style="list-style-type: none"> • Session 2: Gr 7 Technology
31/05/ 2024 Friday	First Session: 08h00-10h00 Grade 4 and 5 Break: 10h00 - 10h25 -Funky Factory Grade 6 and 7 Break 10h00 - 10h25: Field Second Session: 10h30 - 12h30 Dismissal Times: 12h30	<ul style="list-style-type: none"> • Session 1: Creative Arts Gr 7 • Session 2: Life Skills/PSW Gr 4/5 & 6 • Session 2: Life Orientation Gr 7

Exams looming on the horizon? Don't worry, you've got this! Here are some tips to jumpstart your learning and set yourself up for success: **Planning and Organization:**

- **Gather Information:** First things first, grab your homework books, textbook, and any past papers or teacher notes. This will help you understand the format of the exams, key topics covered, and what's expected of you.
- **Create a Schedule:** Break down the material into manageable chunks. Look at the exam dates and plan your study sessions accordingly. Don't forget to factor in breaks and avoid last-minute cramming!
- **Organize your Study Space:** Find a quiet, well-lit area with minimal distractions. Gather all your study materials – pens, highlighters, notebooks, and maybe even a calming plant!
- **Take Breaks and Reward Yourself:** Studying for long stretches can be draining. Schedule breaks every hour or so to get up, move around, and grab a healthy snack. Reward yourself for completing tasks to stay motivated.

Book Donation from Jacana and donors

There is nothing quite like the hush that descends on a classroom when a book has captured the imagination of a child. It was a joy to hear the hum of reading as CityKidz learners dove into the books which were kindly donated by Jacana Publishers and the generous donors who attended the Jacana event in March. We would like to express our heartfelt thanks and gratitude to them for ensuring that learners at CityKidz continue their reading adventures.



It was wonderful to host you, your colleagues and learners, thanks so much for joining us. CityKidz set the breakfast alight!

Limbikani Kandango, Rutendo Nyamadzawo and Tlhalefo Sefotlho's were shining stars. It was a privilege to meet them and hear them share their CityKidz experiences with the guests.

I know that they had a profound impact on the audience, many of whom came to me afterwards saying they were in tears. So it goes – CityKidz inspires!

We are pleased to be able to support the school and we salute your and your team's exceptional work.

We received donations for books for CityKidz. Jacana Media will match that amount.

As mentioned, we will discount the books for CityKidz by 50%, so this donation would be the equivalent of around 110 books (4 sets of class readers). *Regards Shay*

I would like to say thank you for the wonderful books I have received. I am really curious and excited to read both books as they look very interesting.

I have chosen to write about 10 Extraordinary Leaders, Activists and Pioneers by Athambile Msola & Xolisa Guzula. I like that the book features 10 women and the wonderful things they have achieved. Women like Mabel Cetu who was born in the Free State. This resonates with me because my family is from the Free State and my late grandmother's name was Mabel.

I will enjoy reading about the other inspirational women, especially Princess Emma Sandile.

I am excited to tell my peers and teachers about what I have learned.

I particularly like the quote:

To the women whose names are known and unknown: we see you and celebrate your lives.

Tlhalefo Sefotlho



Grade 1

The second term started with a bang of thunder, rain and excitement all around. The Grade 1s came back matured and ready to tackle the term. We are making adjustments in class and learners are taught a new skill of letter formation and printing in lines. **This skill is fundamental as it will develop learners' fine motor skills and hand-eye coordination.** Learning to form letters correctly lays the groundwork for successful writing in the future.

Fun activities that appeal to different senses were incorporated such as scavenger hunt whereby learners had to search for specific letters around the classroom and then write it down in their books. Learners wrote and traced using their fingers on the white interactive board.

Why teach Grade 1 letter formation and printing on lines.

Writing fluency: Proper letter formation and printing within lines promotes fluency.

Learners can express their thoughts and ideas more effectively, through writing efficiently and legibly.

Reading effectively: When learners can accurately recognise and reproduce letters, they are better equipped to understand sounds and decode words, a skill important for early literacy development.

Visual awareness: Writing within the lines helps learners develop spatial awareness and visual perception. It teaches them how to organise text on a page, creating visually appealing writing.

Confidence is built when children see their progress and improvement. They feel a sense of accomplishment which motivates them to continue developing their writing skills confidently and effectively. *Grade 1 Team*





Empowerment in Action: Unleashing the Leader Within



CityKidz Primary School proudly announces the selection of its Grade 7 Leaders, who are set to embark on an inspiring journey within the CK Leadership Club. Handpicked for their outstanding qualities of integrity, empathy, and initiative, these students will receive mentorship as they navigate their leadership roles. Through workshops, team-building activities, and community outreach initiatives, they will develop essential skills such as effective communication, problem-solving, and collaboration, shaping the future of our school and beyond.

As they step into their roles, the Grade 7 Leaders symbolize CityKidz's commitment to nurturing the leaders of tomorrow. With their dedication to excellence and passion for positive change, they inspire us all to reach new heights. Congratulations to these exceptional young leaders as they embark on this transformative journey, leading with courage, compassion, and conviction towards a brighter future. Term 1, albeit short was a busy term for our leaders; we look forward to what lies ahead in Term 2 as the road leads to the selection of the final 2024 cohort of Prefects. We wish our leaders all the best for the term!



Hee Haw...Guess what's coming up!??

PRE & PRIMARY SCHOOL
CityKidz
Strive to Achieve

COUNTRY CIVVIES DAY

HEE HAW
You're invited

R10
REGISTRATION

Friday June
07

- LEARN THE MOVES
- DRESS UP COWBOY STYLE
- COMPETE FOR PRIZES

Each Grade will get a turn to line dance

MOVE UP
STAY WITH AFHCO AND GET REWARDED



FAMILY DISCOUNT

NO ADMIN FEE

TO CITY KIDZ PRE AND PRIMARY SCHOOL

10% OFF
SCHOOL FEES

10% OFF
MONTHLY RENTAL

CONTACT US TODAY
TO ENJOY THE DISCOUNT

087 05 0873
flatstolet@afhco.co.za





Why should you vote?

CityKidz's elections for the Best Subject

The Bill of Rights in South Africa's pioneering Constitution grants all citizens aged 18 and older the right to vote, but the question often asked is whether voting will really make a difference.

Of course it does! Voting gives you an opportunity to be part of decision-making that affects your life and the future of our country. If you don't vote, others will make the decisions for you.

So here are our top reasons why you should vote:

1. Because you can!
2. Elections have consequences.
3. Not voting is giving up your voice.
4. Democracy needs you!
5. Voting is an opportunity for change.



We know that our children are too young to vote in this election, but that does not mean that they are too young to be civically engaged.

We are having a mock election on the 17th May. A mock election is an educational event where students practice voting for a party or cause. In our case the learners are voting for his/her favourite subject.

Teachers will present their manifestos over the next few weeks. All learners will get the opportunity to vote and experience the voting process. Voter participation is 'participation at its best'.

On election day:

- * Only officials are allowed in the hall when the voting process is underway.
- * At the bottom of the hall stairs, names of voters will be crossed off a class list.
- * Voters will be issued with a pencil as they enter the hall.
- * Voters will be issued a secret ballot paper as they enter the hall. See template.
- * The secret ballot paper has four subjects which are colour-coded. See template.
- * There will be six ballot boxes. The voter will be directed to a ballot box by an official.






- * The voter will be afforded the opportunity and the privacy to fill out a ballot paper.
- * The voters will choose their favourite subject and place a tick in the box on the ballot paper.
- * The voters will fold the ballot paper and place it in the ballot boxes.
- * The voters will then exit the hall via the back door.
- * An official will mark the voters on the finger nail to indicate that he/she has voted.
- * The voters will also receive a sticker badge to say: " CKIEC Elections I Voted."
- * Results of the election are then announced to the entire school.



CKIEC BALLOT PAPER

Vote for ONE subject only. Place your ✓ in the block.

	Afrikaans	<input type="checkbox"/>
	English	<input type="checkbox"/>
	Maths/NS-Tech	<input type="checkbox"/>
	SS-Hist Geog /LS/LO	<input type="checkbox"/>

Spelling Bee



The Buzz is Building: Get Ready for the Spelling Bee! Get ready for a battle of words!

The Spelling Bee is back, and it's going to be bigger and better than ever.

Do you have a vocabulary that would impress a dictionary?

Then this is your chance to shine!

The competition heats up on 13th June. Contestants will be chosen by the end of April.

Can you spell your way to the top and be crowned the Spelling Bee Champion?



Class Captains Term 2

Grade	Name	Surname	Grade	Name	Surname
Grade RRa	Linamandla	Ndondo	Grade RRb	Hassan	Hassani
Grade RRC	Lesedi	Khumalo	Grade Ra	Tlhomano	Nembula
Grade Rb	Reabetswe	Mashapu	Grade Rc	Thuto	Molefe
Grade 1A	Zobuhle	Thebe	Grade 1B	Mbalenhle	Ngubeni
Grade 1C	Lubambo	Tofile	Grade 1D	Musawenkosi	Banda
Grade 2A	Mphoentle	Matlhoko	Grade 2B	Bonolo	Petlele
Grade 2C	Arnold	Mujeri	Grade 2D	Joy	Ngobeni
Grade 3A	Ayanna	Johnson	Grade 3B	Noluthando	Mazibuko
Grade 3C	Koketso	Ntini	Grade 3D	Lulonke	Nene
Grade 4A	Wesley	Robinson	Grade 4B	Karabo	Mfene
Grade 4C	Lisakhanya	Gwintsa	Grade 4D	Owethu	Ndlovu
Grade 5A	Deane	Mlotshwa	Grade 5B	Tumelo	Mathabatha
Grade 5C	Asemahle	Maseko	Grade 5D	Eleazer	Mazana
Grade 6A	Mandlenkosi	Vuma	Grade 6B	Ezra	Sama
Grade 6C	Keitumetse	Mnisi	Grade 6D	Lukhanyile	Gumbi
Grade 7A	Ntsakisi	Ngobeni	Grade 7B	Keith	Dube
Grade 7C	Temogo	Kutu			

**What's
Happening**

over the
next two
weeks?

Monday	Tuesday	Wednesday	Thursday	Friday
15/04	16/04	17/04	18/04	19/04
CASS FP and IP Extra Mural RR-1	CASS FP and IP Extra Mural 2/3	CASS FP and IP Extra Mural 4&5	CASS FP and IP Extra Mural 6&7	
Monday	Tuesday	Wednesday	Thursday	Friday
22/04	23/04	24/04	25/04	26/04
CASS FP and IP Extra Mural RR-1	CASS FP and IP Extra Mural 2/3	CASS FP and IP Extra Mural 4&5	CASS FP and IP Extra Mural 6&7 School trips Grade 1 Gold Reef City Grade 2 LLory Park	

Bottle Top Wall Mural and Tyre Grade Challenge 2024

Great news ... it's a whole-school competition again!!! The *Bottle Top Wall Mural and Tyre Planter Grade Challenge* is aimed at taking something ordinary –tyres and bottle caps and re-purposing them to create colourful, functional wall hangings (bottle caps) and outdoor designer planters made from tyres. This time the competition will involve an entire grade. (Non-Homeroom teachers, Admin and Maintenance will be allocated to assist a grade.)

At CityKidz we want to encourage and showcase how recycling can transform our environment. All you need to do is create, within your grade, one awesome planter structure made from tyres and one wall mural made from bottle caps. Choose a theme relevant to our community or elaborate on our theme "Be kind". (The measurements for the wall mural/ hanging MUST be, nothing more and nothing less, than the stipulated requirement: 2m x 2m.)

Each grade will submit a group entry (two items). Therefore, the project will focus on teamwork, foster collaboration, and cohesion. Over the next couple of months, you need to encourage children to collect bottle caps! Encourage responsible sourcing, set up bottle cap collection points and organise washing of bottle caps. Start sourcing board, tyres, glue, paint, varnish, soil, plants, and other essentials, if needed.

Choose the desired location and space needed for your grade. Ensure the wall space has a suitable surface for a mural and properly primed for adhesion of the board. How you, as a grade, go about this is entirely up to your grade, but it is important to get your parents involved.

Remember, the tyre and wall mural will be showcased as one grade entry with two items per grade. It might seem easier this way, but the competition is going to be on another level. This year 2024 is an election year and casting a vote is very important, therefore we will also consider a public voting component, learner votes as well as inviting external judges for the competition to ensure impartiality and fairness. This adds to the excitement and allows for our CityKidz community to be involved and for children to cast valuable votes.

The criteria on how *The Bottle Top Wall Mural and Tyre Planter Grade Challenge* will be judged are indicated below. I have also included some photographs to inspire you in creating wonderful pieces. This challenge is a fantastic way to combine creativity, sustainability, and practicality.

There will be prize money for the winning teachers and a prize for the winning grade!! I'm sure you will all be brainstorming with great ideas and adding your own creative twist on how your grade can create a lasting *Bottle Top Wall Mural and Tyre Planter*. Remember, the possibilities are endless when it comes to submitting a fantastic entry. With a little imagination and effort, you can transform our areas that add character and sustainability to our school. So, get creative, and give dull areas a new lease on life!



SPELLING BEE



credit
cyclone
criminal
cylindrical
crumble
cynics
crutch

daunting
crystal
deceased
cuckoo
deception
cucumber
decisive

Quote for the Week

A sign of a good leader is not how many followers you have but how many leaders you create.

Mahatma Gandhi



basic education

Department:
Basic Education
REPUBLIC OF SOUTH AFRICA

Registration number
2007/014450/08



ISASA

Independent Schools Association of Southern Africa

Quality Values Diversity

UMALUSI



CityKidz Pre & Primary School is Accredited by Umalusi, Council for Quality Assurance in General and Further Education and Training- Accreditation number 18 SCHO1 00576

Warm Regards

Mrs S Reynolds

PRINCIPAL



General Knowledge Question for the week.

What was the name of the first man-made satellite to orbit the Earth?

Answer to the question in our previous newsletter.

When will the General elections be held in South Africa in 2024 ?
Wednesday 29th May

BEHAVIOUR BANK AWARDS

Most Merits for Term 2

Grade	Name	Surname	Grade	Name	Surname
Grade RRa	Khana	Masingi	Grade RRb	Leano	Masingi
Grade RRc	Neliah	Nyoni	Grade Ra	Motene	Makgopa
Grade Rb	Muano	Ludere	Grade Rc	Ellen	Ndondo
Grade 1A	Thingo	Mazibuko	Grade 1B	Warona	Sekhibidu
Grade 1C	Banele	Mahlangu	Grade 1D	Oratilwe	Rachidi
Grade 2A	Owethu	Mavundla	Grade 2B	Hanna	Mukari
Grade 2C	Emmanuella	Nwosu	Grade 2D	Zantsi	Phila
Grade 3A	Kelebogile	Dikgale	Grade 3B	Betelehem	Ayana
Grade 3C	Sina	Masebu	Grade 3D	Vurhumiwa	Maluleke
Grade 4A	Nooryn	Omar	Grade 4B	Hayley	Zondo
Grade 4C	Lisakhanya	Gwintsa	Grade 4D	Owethu	Ndlovu
Grade 5A	Deane	Mlotshwa	Grade 5B	Naledi	Motsoari
Grade 5C	Zanenhle	Ncube	Grade 5D	Paballo	Mokhatla
Grade 6A	Nanette	Chingono	Grade 6B	Phalo	Maqukanya
Grade 6C	Angel	Ngobeni	Grade 6D	Phemelo	Choene
Grade 7A	Chisom	Amakor	Grade 7B	Lebohang	Mpfuni
Grade 7C	Tlhalefo	Sefotlho			